



CEMETERY ROSE

*Old City Cemetery Historic Rose Garden
Preserving California's Heritage Roses*



Volume 8, Issue 1

September 2008

Inside this issue:

Tours	1
Rosy Readings	1
Maintenance report	2
Editorial	2
City Grant	3
Water Wise Rose	3
New Trees	4
Roses in Pots	5

Cemetery Rose Garden Activities and Dates:

**Propagation Workshop
September 13**

**Tours
October 4 & 18
November 18**

**Pruning begins in
December**

Tours Featuring The Historic Rose Garden

We have several tours coming up this fall, all beginning at 10 am. On **Oct 4th**, the "Tour Guide Favorites" tour will give many of our long-time volunteers and tour leaders a chance to tell some of their favorite stories about the cemetery. Barbara Oliva will be telling about A. P. Smith, one of Sacramento's first nurserymen, whose grave-site is in the East Bed of the rose garden

On **Oct 18th**, we will celebrate the Adopt-a-Plot program. Former Mayor Anne

Rudin has been invited, and we will have a brief ceremony at the plot where she oversaw the planting of two 'Perle d'Or' roses at the program's inception twenty years ago. All rose garden volunteers are invited to be recognized as part of this celebration, and to walk with us throughout the cemetery to see what other gardeners and groups have done.

On **Nov 18th**, Anita Clevenger will be talking about "Fall Color in the Cemetery," focusing on late-blooming roses, colorful hips and bright fall foliage.

Propagation Workshop


Join us in the Cemetery on Saturday, September 13 at 10 a.m. for a hands-on workshop on rose propagation presented by two Rose Garden Volunteers, Kathryn Mackenzie and Janelle Michel. Both are experts and have gladly agreed to show us the techniques that have been so successful for them.

Rosy Readings

While we've all been working hard in our gardens, a number of books have appeared of interest to gardeners and rosarians. The first of these, *Basic Gardening Skills* by Jane Mac Morland is part of the Teach Yourself series and takes the beginning gardener from a muddy patch of ground into an easily maintainable garden. It covers lawn care, irrigation, patio gardening and growing vegetables and flowers.

Last spring, David Austin's new book, *The Rose: Climbing, English, Shrub, Hybrid Teas and Old Roses* was published. Austin has an intimate knowledge of his chosen

flower and here he examines the historical development of the rose and discusses its place in the garden scene. He then selects and describes his selection of the best and most beautiful



roses for today's gardens in chapters on Old Roses, Hybrid Teas and Floribundas, Small Roses, Species Roses, Shrub Roses, Climbing Roses and Rambling Roses. The English Roses that he has developed over fifty years

(Continued on page 3)



Stay Green and Growing *or* Back To School Time...*editorial*

Like most people, I “completed” my education before I turned 25. Or so I thought. Grammar and high school, followed by college seemed like enough at the time. My degree provided entrée to my chosen profession and I thought I was set, keeping up with my career through professional journals and conferences made me content. Ha!

15 years later, I had the opportunity to learn something really new – to fly. It was great fun, but there was also a real learning curve – weight and balance, the physics of flight, navigation – that sent me back to school. I found myself really studying for the first time since my formal schooling, an important experience in self-discipline. What one thing did I learn? *That I could still learn and benefit from the process as well as the knowledge itself.*


When retirement neared, it was time for more school. First, horticultural classes at Consumnes River College, followed by Master Gardener training and rose and gardening tours, seminars and conferences. My book collection grew. (*But that’s another story altogether!*)

Experts state that by continuing to challenge our brains, we improve our mental agility into our senior years. This is really true. Friends and colleagues who earn my respect are those who continue to expand their horizons by taking on and learning something new. There’s nothing like learning something fascinating and sharing it with others. Give it a try—it’s fun!

Contributions, complaints, greetings: ver-laine@citlink.net or call me at 685-6634.
Judy Eitzen

Maintenance Report

by Anita Clevenger



“...we feel our planting scheme is appropriate historically as well as eye-catching...”

This has been a blessedly cool summer, with very few triple digit days, and many nights that have been downright brisk. Unfortunately, wildfires blanketed much of California with smoke in June and July, prompting warnings that Sacramento's air quality was unhealthy for everybody. What's a gardener to do when smoke is in the air? Make sure that plants are getting watered, and stay inside!

June's Deadheading at Dusk party happened on schedule, with twelve volunteers enjoying the long summer evening. However, the smoke caused us to cancel several regular work days and the July deadheading party, much to the disappointment of several new volunteers. One even arrived with had a respirator! We explained that while we were dedicated volunteers, we were not

THAT hard core, and sent everybody home. Fortunately, August's Deadheading at Dusk was on a cool, clear evening. We had thirteen volunteers, including one whom we turned away in July.

Keeping the cemetery beautiful throughout the summer is a never-ending task. Many of the Teas, Chinas, Noisettes and Polyanthas continue to bloom whether or not they are deadheaded, but they certainly look neater without their dead flowers. We've focused on the areas near the main entrance, by the Historic Rose Garden sign, and main roads. We replaced the modern roses by the sign with a more historic variety, 'Pink Pet.' We flanked them with coleus, dianthus and portulaca. “Bedding-out” of mass amounts of colorful annuals was very popular in Victorian days, so we feel that our planting scheme is appropriate historically as well as eye-catching.

(Continued on page 4)

City Grants \$500 To Rose Garden


The City of Sacramento has presented the Historic Rose Garden a check for \$500 in support of the activities of Rose Garden volunteers to beautify the Cemetery and make the home of our historic roses a beautiful and lasting showplace.

This augment to funds earned at Open Garden events will enable us to continue and expand the work with new rose structures and the purchase of cement and mortar to repair plots in the Rose Garden. As stated by volunteer Lonnie Ratzlaff, "The work that is being done in the rose garden rebuilding the plots with cement and mortar we have purchased makes me proud to have been a part of the effort to raise money at our spring open garden."

Rosy Readings, cont.

of painstaking hybridization are discussed in a chapter that includes the best roses he has bred to the present day. This book is irresistible for rose lovers.

The Book of Roses (1866) by Francis Parkman has passed out of copyright. Consequently, it is being reprinted for purchase and also available as a free download from Google*. This is a real gem with topics such as open-air culture, pot culture, propagation and other rose-growing issues. There is also information on the many cultivars of the day, plus a list of newly introduced roses circa 1866. Chapter V puts roses into groups with this introductory sentence, "Like all things living, in the world of mind or matter, the rose is beautified, enlarged and strengthened by a course of judicious and preserving culture, continued through successive generations." It goes on to state, "The botanical classification of the roses is a perplexity to botanists...to many, it's entire nomenclature is a labyrinth of confusion..." Even in 1866!




*Go to Google and enter, "book of roses+parkman" (exactly as it appears w/o the quotes) and you will get several results. One of the first should take you to the downloadable version in pdf format.

"Would a rose by any other name smell as sweet?" Shaped like a miter's cap or delicately hued like the pearl-colored petticoats of a duchess, scented like honeyed almonds or


China Rose in Water Efficient Landscape

The Historic Rose Garden donated a red China rose, 'White Pearl in Red Dragon's Mouth,' to the Master Gardener's Water Efficient Landscape garden in the Fair Oaks Horticulture Center. Its graceful, compact growth and nearly constant bloom has attracted a lot of attention, and has made people aware that roses can thrive in water-thrifty gardens.



nodding heavily in the wind, every old-fashioned rose possesses a unique character. In *Pink Ladies and Crimson Gents: Portraits and Legends of 50 Roses* by Molly and Don Glentzer, many of these special ladies and gentlemen are photographed, discussed and described. Here, the reader can spend an evening in the company of heroes, heroines and rascals, complete with their histories, foibles and stories.

Interested in English gardens? Then try this story of English rose gardens and how they, the roses that grow in them and the way in which they are looked after have changed over the years. Michael Gibsons', *The English Rose Garden* describes the concept of the garden devoted entirely to roses. These are thought of as essentially English, and greatly treasured as such, but actually originated in France in the nineteenth century. However, the idea found its most enthusiastic following in England, at first in the gardens of the rich, but gradually became widespread throughout England..



Allen Patterson, wrote *A History of the Fragrant Rose*, focusing on the flower cultivated for medicinal and culinary properties as well as for its fragrance since ancient times. The rose is arguably the most treasured flower in the world, even held as sacred in some areas. It has been celebrated in painting, music, myth, heraldry, and religion. Roses were so highly valued in ancient times that attar of

(Continued on page 5)

Maintenance Report, con't.

(Continued from page 2)

The roses in our collection endured decades of summer drought in the cemeteries and waysides where they were found. They survived by going dormant in the summer. Each summer, we inadvertently replicate these conditions when roses don't get watered due to problems with the irrigation system. Last year, we discovered that "North Bloomfield Raspberry" was getting no water. We ran a hose to it, trimmed out the dead canes, and watched with amazement as it rebloomed as if it were spring. We had heard that this rose had occasional repeat bloom in its original site, but this was the first time that we'd witnessed it. This year, several plots in the Broadway Bed are not getting water due to unexplained irrigation problems. When we realized that we had a problem, the roses, including several Cochet Teas, were hunkered down for the summer. Their leaves were scorched, a few canes were dying back, and there was no new growth or flowers. After just a couple of weeks of hand-watering, new growth and flower buds emerged.


Sometimes a rose is not going to grow well, no matter what you do. Our climbing version of 'Ellen Poulsen' was a prime example. It had such a bad case of powdery mildew that it looked as if a bag of flour had been dumped over it. We tried thinning it, cutting off the worst infected canes, spraying it with potassium chloride, and blasting it with water. We finally "shovel

pruned" it, and are looking forward to putting a healthy climber in its place. We also removed 'Champney's Pink Cluster' because it had cracked, blackened canes with bumps on them that were described as "edema" by one of the state plant pathologists. We didn't know what was causing it, but it was not a healthy rose, and we decided it should be removed lest it infect other roses in the garden. It apparently was grafted onto a very vigorous rootstock, and digging it out was no small task. I wonder if something about the rootstock could have contributed to its strange symptoms.


We've been working on many of the bigger roses, thinning them out, putting structures under them, getting them off of monuments and clearing them out of paths. We've also cut back roses from some plots with wobbly and fallen gravestones, making room for Ruhkala Monument Company to stabilize and repair them, thanks to funds that have been raised by the Old City Cemetery Committee. Some of our rose garden funds are being used to buy mortar and cement for the Sheriff's Work Project brick crew, who has steadily been repairing the tumbled-down plots along the Broadway fence. These repairs are long overdue, and it is very gratifying to see them take place.

New Trees Planted

The massive old elm trees are coming to the end of their life in the cemetery, and the city is removing them, a few at a time. We are reminded of their potential hazard when branches come crashing down during winter storms or hot summer days, but we miss them terribly. Master planners, city staff and we volunteers all agree that we need to replace these trees now with a more varied selection of large shade trees. This spring, eleven new trees were planted throughout the cemetery, with the rose garden getting a Kentucky coffee tree, a willow oak, and a Dutch Elm Disease-resistant American elm hybrid. These trees will never reach their majestic full height in our lifetimes, but they are part of the legacy which we are leaving to future Sacramentans.



Elm, 0715-E




Elm 0715-E

Rosy Readings, concluded

(Continued from page 3)


rose was more costly than gold. Patterson traces the flowers' long and fascinating story throughout history.

The Compendium of Rose Diseases and Pests by R. Kenneth Horst and Raymond A. Cloyd is now available in an updated second edition.



This in-depth resource is ideal for the intermediate or expert rose gardener. Full color photography on most pages illustrates the in-depth perusal of virtually every parasite or malady known to affect roses, including lists of symptoms and recommendations for managing or combating each. It is pricey, but definitely a "must have" for rosarians, especially in public gardens.

Old Roses: The Master List is the most complete and accurate listing ever of Old Roses according to Albris. It includes the correct names, synonyms, breeders, dates, classifications, parentages, and flower color of Old Roses both well-known and heretofore completely obscure, the result of more than two decades of comprehensive and painstaking research by the internationally-known rose historian and author Brent C. Dickerson whose previous works have revolutionized the study of Old Roses. This second edition updates and expands the first, adding no less than 1,603 new listings, as well as a unique chronological bibliography.




Water Wise Tips For Potted Roses

When it's hot with low humidity, we all tend to become focused on irrigation. How can we water our potted roses without them either drying out or us watching as the roots rot from sitting in water that doesn't drain away?

One common practice is to place gravel or some other non-absorbent substance in the bottoms of pots to "improve" drainage. This practice can harm plants rather than helping with drainage. Here's why. A taller container will hold less water than a shallow one of the same volume (try saturating a sponge laid flat on a surface, then turn it on end and water leaks out, demonstrating that it holds more water when horizontal.) The effect of shortening the container is that roots have less vertical space. This space is critical for plants with strong root systems. Additionally, water doesn't readily move between the smaller particles of potting mix and the larger ones of gravel or other media at the bottom of the pot but tends to stay inbetween, and again, the roots can stay too wet. Buy the best draining potting soil and add Perlite if you still have a drainage problem.

Proponents of drip irrigation suggest using this system for potted plants. It can be a good thing, especially if one uses a timer to control watering. In the ground, water tends to spread throughout the soil, but in pots filled with fast-draining potting soil, the story is different. In pots, drip emitters generally drip water into the area of the pot immediately below the emitter. As roots grow throughout the pot, you may need multiple emitters or microsprays to distribute moisture evenly throughout the pot.



Rosy Readings Booklist

Basic Gardening Skills by Jane MacMorland
July 2008, McGraw-Hill

The Book of Roses (1866) by Francis Parkman
June 2008, Kessinger Publishing, LLC

Rose: Climbing, English, Shrub, Hybrid Teas and Old Roses by David Austin
May 2008, Garden Art Press, UK

Pink Ladies and Crimson Gents: Portraits and Legends of 50 Roses by Molly Glentzer Don Glentzer
April 2008, Crown Publishing Group

The English Rose Garden by Michael Gibson
March 2008, Shire Publications, LTD, UK

A History of the Fragrant Rose by Allen Patterson
February 2008, Little Books, Limited, UK

Compendium of Rose Diseases and Pest by R. Kenneth Horst Raymond A. Cloyd
September 2007, American Phytopathological Society

Old Roses: The Master List by Brent C. Dickerson
October 2007, Universe, Inc.



OLD CITY CEMETERY
HISTORIC ROSE



CEMETERY
ROSE

Judy Eitzen
8698 Elk Grove Blvd.
Suite 3, #271
Elk Grove, CA 95624

Email: verlaine@citlink.net

WE'RE ON THE WEB
www.cemeteryrose.org



Perks

Historic Rose Garden volunteers receive more benefits than one might think. Not only are volunteers able to spend time working on a project that benefits the entire community, they get to spend time learning about roses with others interested in antique roses, their history and horticulture. Volunteers are good company! Volunteers are the first to try growing roses from the Rose Garden in home gardens. Join in!



Quick Garden Tip:
Home-dried Roses

Drying roses at home is simple if you have a constant source of warmth over which you can hang the drying flowers. A greenhouse will do. They shrink quite a lot, but also open out a little after they've been hanging. Either hang them complete with stems or cut fresh rose heads, leaving a small piece of stem and attach a wire to them. Hang them singly or in a bunch, head down. When they are dry, store in a cool, dark place and they will be ready for your dried flower wreath or other project.



Garden quote

When it comes to roses...it's all a matter of taste. Still, I'll never forgive Gertrude Stein for that damnable phrase, 'A rose is a rose, is a rose.' Gerturde was dead wrong.

*Rayford Clayton
Reddell*